



LiquaBlade™

# LIQUID COOLED RECTIFIERS

## HIGH POWER HOT SWAP - 3 PHASE



**Astrodyne** TDI  
Now you have power.

# POWER.

## EVERYTHING DEPENDS ON IT.

When the need for power conversion is at its most demanding...its most critical... for over 50 years, the solution has been Astrodyne TDI. Today, our unmatched experience across multiple industries enables us to deliver a wide range of power-based technology solutions for some of the most well-known companies in the world. From off the shelf standard power supplies to complete customized power systems, the solution is always as close as Astrodyne TDI.

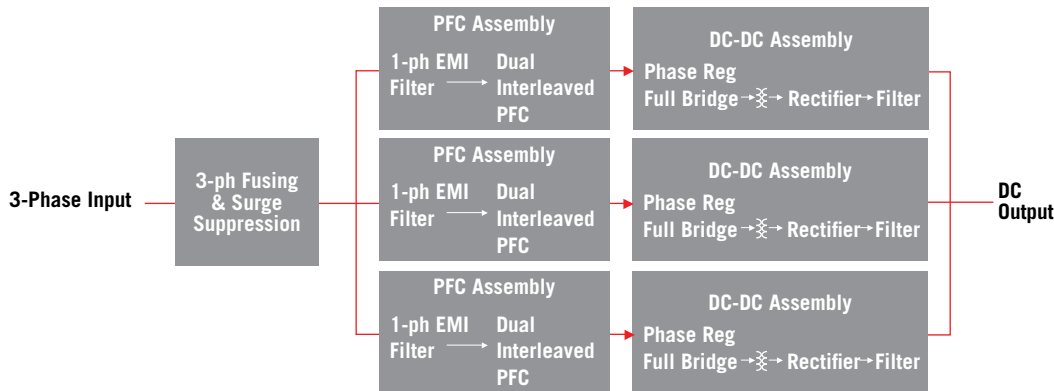
## NOW YOU HAVE THE POWER.





## LiquaBlade™ INTRODUCTION

The LiquaBlade™ Series are the latest breed of industrial grade, high power three phase AC-DC power supplies engineered by Astrodyne TDI. These rectifiers combine advanced DC power processing, the latest silicon carbide semiconductors, patented liquid cooling and sophisticated microprocessor controls, resulting in up to 16.5 kilowatts of power in a single 1U (1.75" height) rack style package. The high frequency switch-mode design employed in LiquaBlade™ offers full active power factor correction, near unity power factor and excellent output responsiveness. The wide operating AC input range of 380-480V 50/60Hz permits global three phase application usage without the need of an external step down transformer. LiquaBlade is fully programmable - a perfect solution for applications that require a flexible power supply solution for their unique requirements.



*LiquaBlade's Three Independent Sub-Assembly Architecture*

## SCALABILITY

LiquaBlade can be used independently for stand alone applications, or easily paralleled for high power solutions using system controls offered by Astrodyne TDI. Advanced master control operation enables paralleling of units of upwards to 500kW in a single 52" rack. Rectifiers can be used as stand-alone power modules with CAN bus communication or in parallel groups (or power zones) using the System Controller via Ethernet and analog commands for full accessibility and operator control of the modules. Whether the unit(s) need to operate as a voltage source, current source or constant power...all are fully programmable -either factory set, or field adjustable.



**CUTTING  
EDGE HIGH  
FREQUENCY  
SILICON  
CARBIDE  
MOSFET  
TECHNOLOGY**








## STANDARD FEATURES

All LiquaBlade modules come standard with: 16.5KW of high quality DC power, blind mate connections (AC, DC and inlet/outlet fluid port cooling), remote programming control, a comprehensive set of safety features, evaluation browser based graphical user interface, Labview drivers and more.

Environmental and cooling requirements are very significant factors to consider when selecting a power solution. Astrodyne TDI's patented cooling technology has undergone extensive testing over five generations of TDI liquid cooled power products. LiquaBlade utilizes pressure tested leak-resistant anodized connections that enable use of liquid cooling with confidence in demanding applications.



## MONITORING AND CONTROL

LiquaBlade monitoring and control functionality for individual or system unit status is accessible through the use of a stand alone Controller. Individual LiquaBlades can easily be paralleled and designated as "members" of a power zone. Up to ten LiquaBlades can be paralleled within a single zone. System configuration, output set points and rectifier monitoring can be performed through either a web browser Graphical User Interface, or directly over TCP/IP. Rectifiers will routinely display and report their status to the Controller and automatically have their power redistributed in the event of a failure to provide redundant, uninterrupted zone power without operator intervention - an attractive feature for minimizing down time in critical applications.

## SAFETY FEATURES

- Loss of Phase Detection
- Over Temperature Protection
- Over Voltage Protection
- Over Current Protection
- Fuse trip (and clear)

**CONTINUOUSLY  
MONITORED  
THROUGH THE  
STANDALONE  
CONTROLLER**

**Astrodyne TDI**  
Now you have power.




## KEY FEATURES

Each LiquaBlade offers a host of attractive features:

- Three Phase Delta Input (380V, 400V, 440V or 480VAC, 50/60Hz) , no neutral required
- Internally Redundant Assemblies
- 16.5kW, 60V, 360A DC Output in 1U Standard 19" Package (180 & 400V models also available)
- Unique Hot Swap (Blind Mate AC, DC, Control & Cooling Connections)

*LiquaBlade with Hot Swap Shelf Assembly*



- True Active Power Factor Correction (up to 0.99PF)
- N+1 Operation\*
- Highly Flexible – easily reconfigured for different power levels
- Constant Voltage, Constant Current or Constant Power Output
- Front Panel Status and Fault LEDs (AC, DC, internal sub module)
- Control Output Options: Analog 0-10V, CAN bus or Ethernet
- Monitoring and Diagnostics
  - Output Voltage (reports actual voltage)
  - Output Current (reports actual current)
  - AC Input Line Voltage Status
  - DC Output Enabled
  - Over Temperature (Fault / OK)
  - Actual Internal Operating Temperature
  - Sub-Assembly 1 (Fault / OK)
  - Sub-Assembly 2 (Fault / OK)
  - Sub-Assembly 3 (Fault / OK)
- Control
  - DC Output (Enabled / Disabled)
  - DC Output Voltage (settable in unit range)
  - DC Output Current (settable in unit range)
  - DC Output Power (settable in unit range)

\* Requires LiquaRack Controller

© Copyright 2015, Astrodyne, Inc

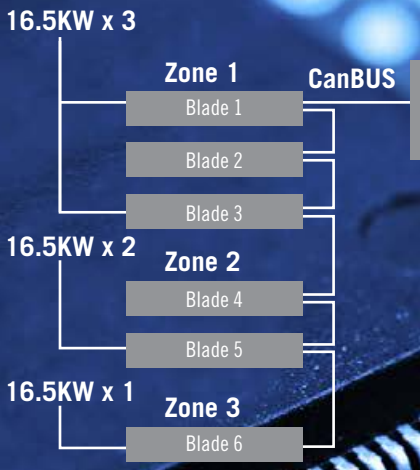
This document is believed to be correct at time of publication and Astrodyne, Inc accepts no responsibility for consequences from printing errors or inaccuracies. Specifications are subject to change without notice

**UNIVERSAL  
AC INPUT -  
NO STEP  
DOWN  
TRANSFORMER  
REQUIRED**





**EXAMPLE LAYOUT  
DEMONSTRATING (3)  
INDEPENDENT LIQUABLADE  
ZONES WITH VARIOUS  
POWER LEVELS**



**SYSTEM CONTROLLER**

*Monitor, Control and Administration*

- Interfaces to LiquaBlade CAN Controlled Power Supplies / Rectifiers
- 1U Rack Height
- 10 Base T Ethernet Interface
- 6 Analog Interface D-Sub connectors for control of up to 6 “power zones”
- Configurable via the Ethernet Interface, 0-10V analog interface or both
- Integrated Web Server
- N+1 Redundancy Enabler for LiquaBlade Modules

Ethernet



Host  
Computer

**LIQUABLADE BENEFITS**

- Three Phase Direct Input - no external step down transformer required
- Modular and Scalable
- Liquid Cooled Electronics = Higher Reliability
- Hot Swap Modules-Low Mean-Time-To-Repair (“MTTR”)
- High End-to-End Efficiency- maximum power, fewer losses
- Highly Competitive Total System Economics
- Proprietary Highly Accelerated Stress Screening (HASS) Process - High Reliability
- High Power Density- significant space savings

**1U HEIGHT  
ENABLES  
SIGNIFICANT  
SPACE SAVINGS**

**RACK SYSTEMS**

*Astrodyne TDI can offer engineered system solutions, when required.*

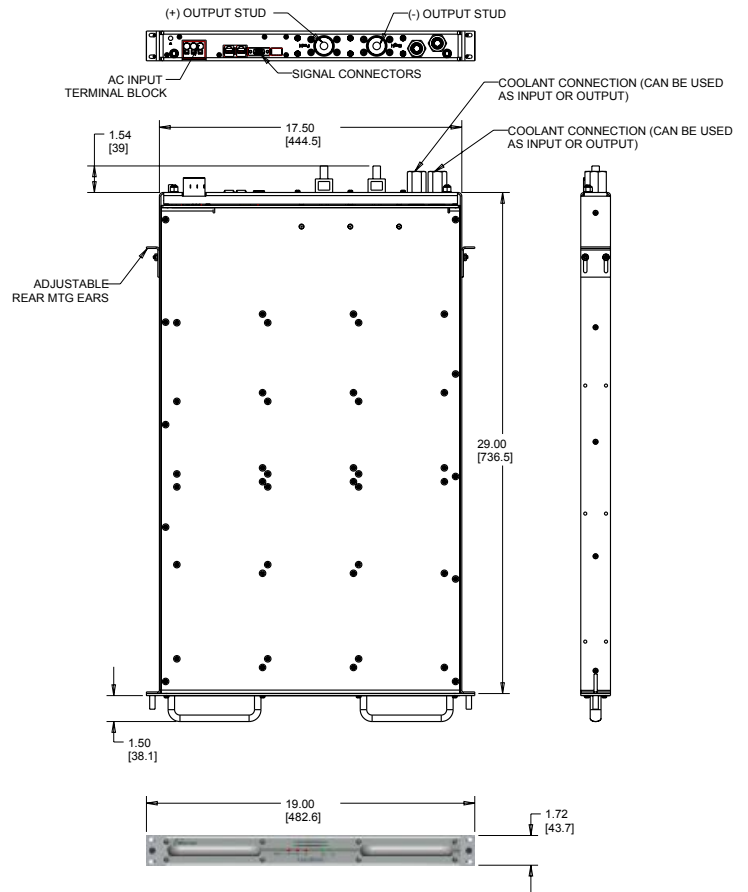
- Rack Assemblies with Complete Bussing/Plumbing/Power Distribution
- AC Input Circuit Breaker Panel
- Multi-Zone System Controls
- Self-Contained Heat Exchange System
- Dewpoint Monitoring for Anti-Condensation Control



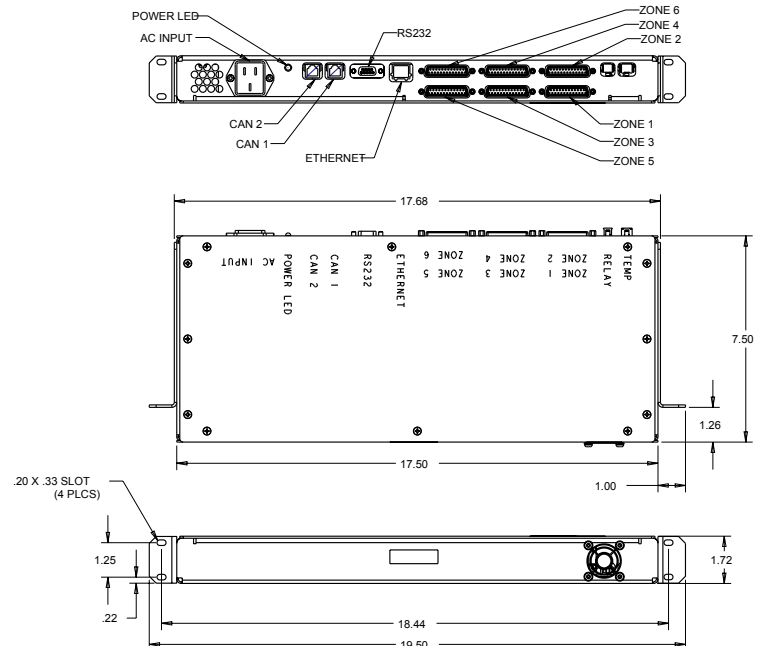
© Copyright 2015, Astrodyne, Inc  
This document is believed to be correct at time of publication and Astrodyne, Inc accepts no responsibility for consequences from printing errors or inaccuracies. Specifications are subject to change without notice

Outline Specifications for 60V module (other voltages available)	
<b>AC Input</b>	
<b>Three Phase Delta</b>	
<b>AC Input Voltage Range</b>	342 to 528V
<b>Max AC Current per phase</b>	31A
<b>Frequency</b>	47Hz to 63Hz
<b>Power Factor (active correction)</b>	0.99 typical (>0.93 across input range)
<b>Efficiency</b>	92% typical (>91% from 30% to 100% loading)
<b>DC Output</b>	
<b>Voltage</b>	60V maximum controllable down to 5V
<b>Current</b>	360A maximum controllable down to 0A
<b>Protection</b>	
<b>Output Overvoltage</b>	63V +/-1V, Power supply will latch off (not affected by parallel units)
<b>Output Current Limit</b>	358 to 362A constant current characteristic
<b>Power Limit</b>	Output is limited to 16.5kW
<b>Input Overcurrent</b>	Power limit ensures input current is limited under all operating conditions. Three internal fuses, one per phase, provide fault current protection under catastrophic conditions
<b>Input Overvoltage</b>	535V +/-5V Non latching protection
<b>Input Undervoltage</b>	335V +/-5V Non latching protection, output will inhibit if undervoltage present for >120ms
<b>Overtemperature Protecton</b>	Internal thermal monitoring will shut power module down if temperature is too high. Self resetting at safe temperature
<b>Control Interface</b>	
	CAN bus (other options available); Ethernet via controller
<b>Environment</b>	
<b>Ambient Temperature Range</b>	5°C to +50°C (Wider ranges available subject to coolant flow and maximum power)
<b>Humidity</b>	0% to 95% RH non-condensing
<b>Vibration</b>	MIL-STD-810G and IEC60068-2-64
<b>Cooling</b>	
<b>Water Flow</b>	1.5 GPM Min
<b>Water Temperature</b>	10°C to +55°C
<b>Mechanical</b>	
<b>Dimensions (Modules &amp; mounting sleeve combined excluding front and rear projections)</b>	29" deep x 17.5" wide x 1.72" high (737mm x 445mm x 44mm)
<b>Weight</b>	46lbs (21kg)
<b>Safety/Regulatory</b>	UL 60950-1, 2nd Edition, EN 60950-1/A12:2011, IEC 60950-1, 2nd Edition, CE marked (LVD)

## LIQUABLADE DRAWINGS



## SYSTEM CONTROLLER DRAWING



## LIQUABLADE - AC/DC MODULE MODELS

\*hot swap feature not available on this model

	Input Voltage(AC)	Frequency (Hz)	Output Voltage(DC)	Output Current (A)	Power(KW)
<b>1</b>	380-480VAC ±10%, 3Ø	50/60	0-60V	0-360	16.5
<b>2</b>	380-480VAC ±10%, 3Ø	50/60	0-180V	0-120	16.5
<b>3*</b>	200-240VAC ±10%, 3Ø	50/60	48V	0-250A	12

CONTACT ASTRODYNE TDI TODAY  
WITH YOUR SPECIFIC REQUIREMENTS.

**Astrodyne TDI**  
Now you have power.

[www.AstrodyneTDI.com](http://www.AstrodyneTDI.com) | +1 908-850-5088

